

## Professional Breathalyzer



### AT9000 Professional Breathalyzer

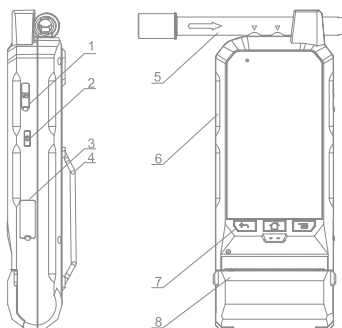
#### FEATURES

- Fuel cell sensor-accuracy and reliance
- Pre-calibrated sensor module-easy for maintenance
- Passive and active test
- Adjustable alarming threshold
- Anti-backflow mouthpiece for health and safety
- Colorful OLED indication and touch screen keyboard input
- 7.4V/2500 mAh Lithium battery
- Real temperature and time indication
- Switchable result units(mg/l, g/l, %BAC, ‰BAC)and temperature scale(°C, °F)
- Testing records (maximum 20000) review
- Password management
- Built-in printer and data uploading
- Android operation system
- Photograph, video, sound recording
- 8 Mega pixel rear camera and 5 Mega pixel side camera
- GPS to display geographic longitude and latitude

#### APPLICATION:

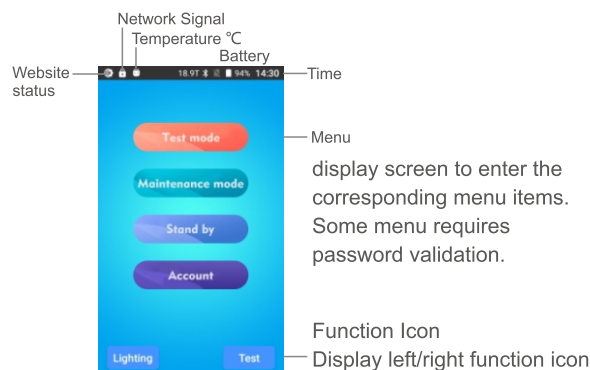
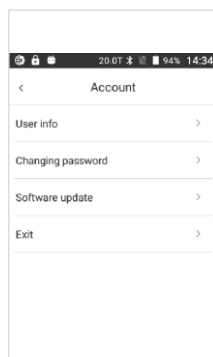
Police station, traffic management, factory, workshop, office, car, hotel, mine, etc.

#### STRUCTURES



1. SIM card socket
2. Turn on/off
3. Charging port
4. Hand strap
5. Mouthpiece/Nozzle
6. Touchable screen
7. Buttons
8. Printer

#### MENU OPERATION



AT9000 needs to register an account when it's used in the first time. Click right side <Register> to enter the registration process. After registration, it will return to the login interface, click <Login> to login to the alcohol tester and enter the standby interface.

#### SPECIFICATIONS

Sensor Type	Fuel cell	Power	7.4V/2500mAh Lithium battery
Detection Range	0-2.5mg/l 0-0.5%BAC; 0-5‰BAC 0-5g/l; 0-500mg/100ml	Working Environment	0°C - 50°C, ≤95% RH, No dews
		Working Time	>10 hours non-stop(full charge)
Accuracy	± 0.005 at 0.05%BAC	Charging Time	Four hours
Pre-set Level	0.05%BAC; 0.50‰BAC; 0.25mg/L; 0.50g/L	Dimensions	205mm*75mm*30mm @400g
		Records	100,000
Warm-up Time	<10 seconds	Camera	Dual cameras, rear 7 megapixel, side 5 megapixel
Testing Time	< 5 Sec	Satellite Positioning	GPS/Glonass/Beidou/Galileo
Display	4.0-inch touch screen	Communication	2G/3G/4G, wifi, Bluetooth

**Welcome to Hanwei !**